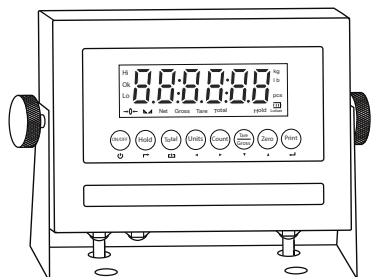
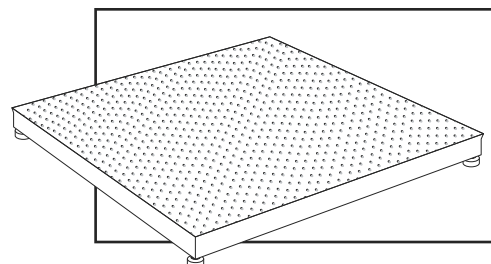


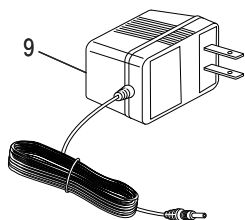
ULINE

**STANDARD LOW PROFILE
 FLOOR SCALE**

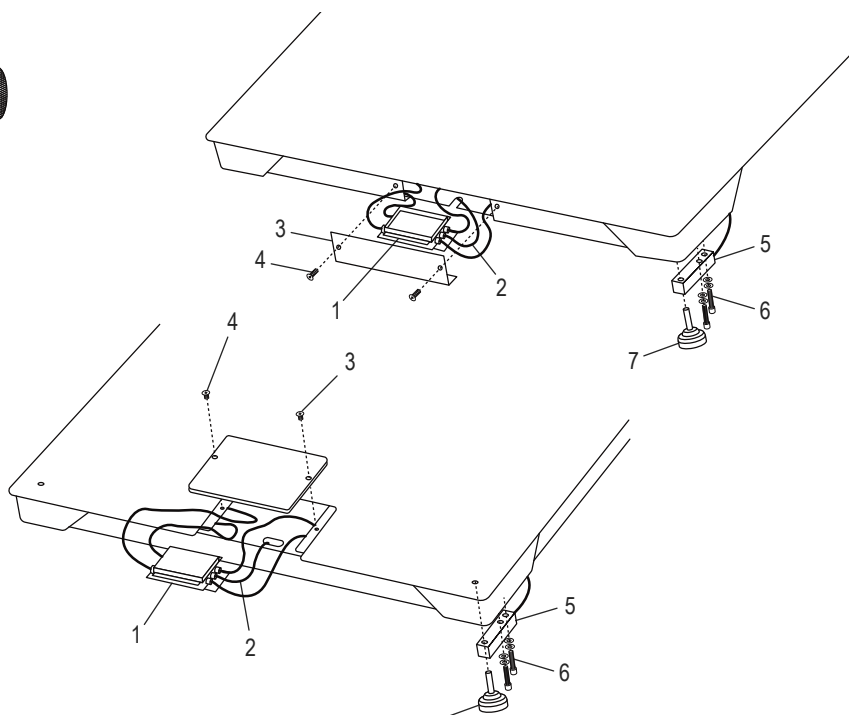
1-800-295-5510
 uline.com



8



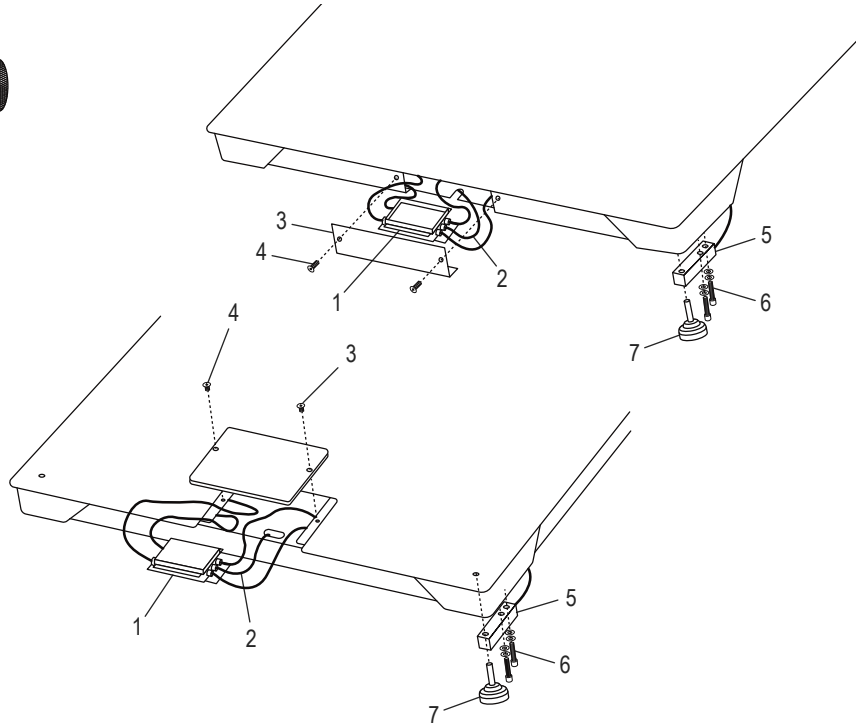
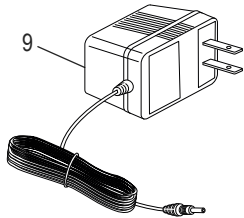
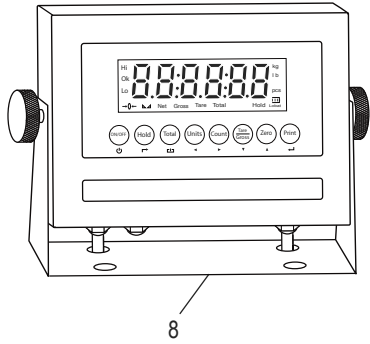
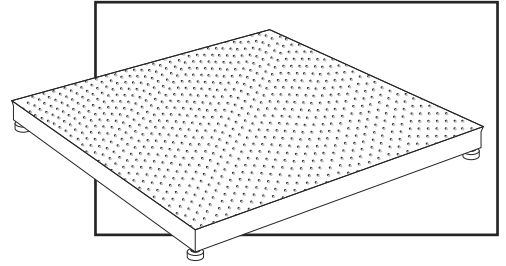
9



#	DESCRIPTION	QTY.	ULINE PART NO.	MFG. PART NO.
1	Top Access/Mild Steel Four-Cell Box and Card	1	H-754-53081	53081
2	Top Access/Instrument Cable LP-7510 Quick D	1	H-754-7510CB	65088
3	Cable Top Access/Mild Steel Plate and Screws 2,500–10,000 lb.	1	H-756-2936	2936
4	Top Access/Mild Steel Plate and Screws 20,000 lb.	1	-----	293601
5	Top Access/Tool Steel Load Cell 2,500 lb. and 5,000 lb. Base	4	H-5259	2995
5	Top Access/Tool Steel Load Cell 10,000 lb. Base	4	H-5260	2997
5	Top Access/Tool Steel Load Cell 20,000 lb. Base	4	-----	29970
6	Top Access/Load Cell Bolts and Washers 2,500–10,000 lb.	8	-----	29350
6	Top Access/Load Cell Bolts and Washers 20,000 lb.	8	-----	293501
7	Top Access/Load Cell Foot 2,500–10,000 lb. Base	4	H-754-5043	5043
7	Top Access/Load Cell Foot 20,000 lb. Base	4	H-8031-5034Q	5034
8	Display Indicator Kit LP-7510A	1	H-754-LP7510	6508
9	AC Adapter	1	H-754-LEDADA	65081

**BÁSCULA DE PERFIL
BAJO PARA PISO**

800-295-5510
uline.mx

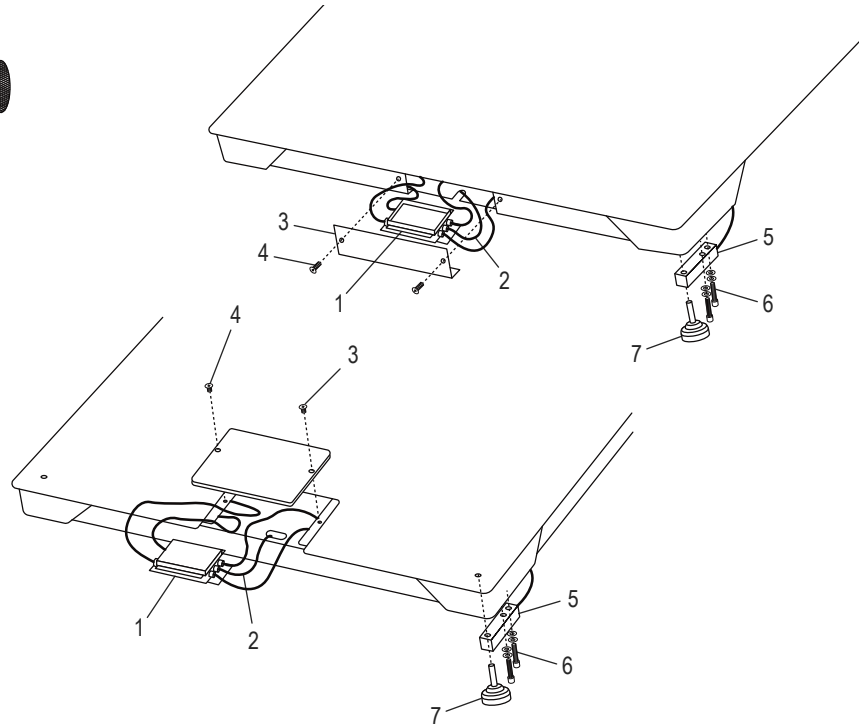
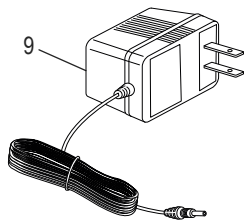
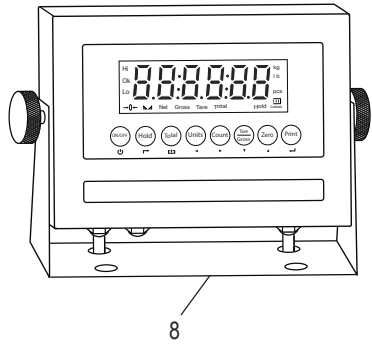
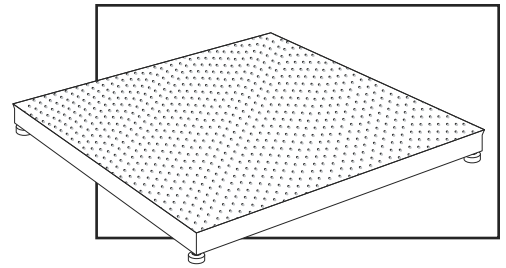


#	DESCRIPCIÓN	CANT.	NO. DE PARTE DE ULINE	NO. DE PARTE DEL FABRICANTE
1	Acceso Superior/Caja de Acero Suave de Cuatro Celdas y Tarjeta	1	H-754-53081	53081
2	Acceso Superior/Cable de Instrumento LP-7510 con Desconexión Rápida	1	H-754-7510CB	65088
3	Acceso Superior a Cable/Placa de Acero Suave y Tornillos de 2,500–10,000 lbs.	1	H-756-2936	2936
4	Acceso Superior/Placa de Acero Suave y Tornillos de 20,000 lbs.	1	-----	293601
5	Acceso Superior/Herramienta Base para Celda de Carga de Acero de 2,500 lbs. y 5,000 lbs.	4	H-5259	2995
5	Acceso Superior/Herramienta Base para Celda de Carga de Acero de 10,000 lbs.	4	H-5260	2997
5	Acceso Superior/Herramienta Base para Celda de Carga de Acero de 20,000 lbs.	4	-----	29970
6	Acceso Superior/Pernos y Rondanas de la Celda de Carga de 2,500–10,000 lbs.	8	-----	29350
6	Acceso Superior/Pernos y Rondanas de la Celda de Carga de 20,000 lbs.	8	-----	293501
7	Acceso Superior/Base de Pata para Celda de Carga de 2,500–10,000 lbs.	4	H-754-5043	5043
7	Acceso Superior/Base de Pata para Celda de Carga de 20,000 lbs.	4	H-8031-5034Q	5034
8	Kit de Indicador de Pantalla LP-7510A	1	H-754-LP7510	6508
9	Adaptador AC	1	H-754-LEDADA	65081

ULINE**BALANCE DE PLANCHER
À PROFIL BAS STANDARD**

1 800 295-5510

uline.ca



#	DESCRIPTION	QTÉ	RÉF. ULINE	RÉF. DU FABRICANT
1	Accès supérieur/boîte à quatre cellules en acier doux et carte	1	H-754-53081	53081
2	Accès supérieur/câble de l'appareil LP-7510 Quick D	1	H-754-7510CB	65088
3	Accès supérieur au câble/plaque en acier doux et vis, 2 500 à 10 000 lb	1	H-756-2936	2936
4	Accès supérieur/plaque en acier doux et vis, 20 000 lb	1	-----	293601
5	Accès supérieur/base de cellule de charge à outil en acier, 2 500 lb et 5 000 lb	4	H-5259	2995
5	Accès supérieur/base de cellule de charge à outil en acier, 10 000 lb	4	H-5260	2997
5	Accès supérieur/base de cellule de charge à outil en acier, 20 000 lb	4	-----	29970
6	Accès supérieur/boulons et rondelles de la cellule de charge, 2 500 à 10 000 lb	8	-----	29350
6	Accès supérieur/boulons et rondelles de la cellule de charge, 20 000 lb	8	-----	293501
7	Accès supérieur/base du pied de cellule de charge, 2 500 à 10 000 lb	4	H-754-5043	5043
7	Accès supérieur/base du pied de cellule de charge, 20 000 lb	4	H-8031-5034Q	5034
8	Ensemble de l'indicateur d'affichage LP-7510A	1	H-754-LP7510	6508
9	Adaptateur c.a.	1	H-754-LEDADA	65081